

**FY 2025-2026**  
**SUMMARY REPORT OF THE**  
**ALAMANCE COUNTY RISK AND NEEDS ASSESSMENT COMMITTEE**

- I. Youth Assessment and Screening Instrument (YASI) Summary
- II. Summary of Community Resources
- III. Summary of Gaps and Barriers in the Community Continuum
- IV. Proposed Priority Services for Funding

**Part I. Youth Assessment and Screening Instrument (YASI) Summary**

On October 8, 2025, the Alamance County JCPC Risk and Needs Assessment Committee met to review the data gleaned from the Youth Assessment and Screening Instrument (YASI) which was implemented by Juvenile Court Services beginning January 1, 2021. The full assessment consists of over 100 separate items useful for both predictive risk and case management, so data reported from this review will consist of county-level risk factors that may be prioritized by the JCPC for RFP development, as well as for highlighting prevalent issues among court involved juveniles that individual programs and community-based service organizations will want to consider when working with court-involved juveniles in the county.

All juveniles at intake receive the YASI Pre-Screen (33 questions) which is also embedded in each full assessment. The aggregate outputs from full YASI assessments are just one of the data sources used by the Committee and are the focus of summaries that follow in this document.

YASI questions are framed in either a historic context (Legal History, for example), or in some cases, “current” or “prior three-months” timeframes for other, more dynamic, questions.

The following data summary represents the first full fiscal year of implementation of the YASI. In reviewing and prioritizing the elevated risk and needs extracted from this data set, one must consider the utilization of YASI as a predictor of future risk of offending; and as a case management instrument for determining level of service and types of services necessary to reduce recidivism.

**Alamance County YASI Summary Observations: FY 2024-2025**

**The overall YASI summary data is based on 287 individual youth who were assessed during the fiscal year 2024-2025 coming to the attention of Court Services.**

**Elevated Risk and Needs:**

- 26% of youth scored as high-risk level per the YASI assessment.
- 20% of youth scored as high moderate level needs per the YASI assessment.

**Legal History Domain**

- 62% of youth had a previous delinquent referral which is 16% higher than the state.
- 83% of youth had a complaint which had a result (i.e., adjudication, diversion plan/contract, continued adjudication, or continued disposition). This is 20% higher than the state.
- 47% of youth had felony referrals which is 12% higher than the state.
- 26% of youth had a previous weapon offense which is 8% higher than the state.
- 58% of youth had complaints for person crimes which is 17% higher than the state.

### **Family Domain**

- 28% of youth have a prior runaway history which is 7% higher than the state.
- 39% of youth have a family member with a prior criminal history which is 15% higher than the state.

### **School Domain**

- 34% of youth are failing some or all of their classes which is 5% higher than the state.
- 67% of youth have multiple out of school suspensions which is 6% higher than the state.
- 36% of youth have no interest in any school activities which is 7% higher than the state.

### **Community and Peers Domain**

- 51% are associating with delinquent peers which is 5% higher than the state.
- 19% of youth usually go along with negative peers which is 6% higher than the state.

### **Alcohol and Drugs Domain**

- 52% are using and abusing substances whether illegal or prescription drugs not prescribed which is 12% higher than the state.
- 48% of youth indicated that alcohol/drug use disrupts their function which is 19% higher than state.
- 73% of those youth who have used alcohol/drugs have not had prior treatment which is 15% higher than state.

### **Mental Health Domain**

- 43% of youth responded to having mental health problems and/or having a diagnosis.
- 13% of youth had a history of physical abuse which is 5% higher than the state.

### **Aggression Domain**

- 30% of youth exhibit bullying/threatening behavior which is 8% higher than the state.
- 53% of youth had instances of assaultive behavior which is 14% higher than the state.

### **Employment and Free Time Domain**

- 32% of youth are not engaged in any structured activity which is 6% higher than the state.

## **Part II. Summary of the Existing Community Resources**

### **JCPC Funded Programs 25-26**

Exchange Club's Family Center Adolescent Substance Abuse Treatment Program (ASAT)

Exchange Club's Family Center Parent Teen Solutions In-Home

Roots and Wings Community Service and Restitution

Roots and Wings Teen Court

Roots and Wings AJOB

Tutoring After 6 PM

## **Division of Juvenile Justice and Delinquency Prevention Funded Programs**

North Hills Transitional Living (Females)  
Craven Transitional Living (Males)  
Chowan Transitional Living (Males)  
Haven House Transitional Living (Male and Female)  
Hearth Transitional Living (Male and Female)  
Eckerd Residential (Male and Female)  
Juvenile Crisis and Assessment Centers  
Multi-purpose group homes  
AMI Kids Functional Family Therapy (FFT)  
Children's Hope Alliance Treatment Alternatives for Sexualized Kids (TASK)

## **Community Resources / Structured Activities**

Dream Center	BPD Youth Diversion Program
Closing the Achievement Gap Mentoring	Reach One Teach One McRae Barbershop
Kopper Top Learning Academy	ABSS Summer Achievement Program
Burlington Housing Authority Afterschool	Teen Achievers
Queens in Pearls	Boys and Girls Club
BFD – Youth Firesetter Intervention Program	Bynum Education Center
YMCA Recreational Program	YMCA Camp Frontier (Snow Camp, NC)
Alamance Parks and Recreation	4-H Youth Services
Teen to Teen Video & Theatre	BPD Junior Police Academy
NC Therapeutic Equestrian	Riding Center
ABSS Early College	SEAL Team (For Suspended Students)
Exchange Club Adolescent Parenting Program	Boys and Girls Scouts

## **Community Resources / Restorative Services**

Centro La Comunidad	Vocational Rehabilitation Services of Alamance
Family Justice Center	Alamance County Health Department
Al-Anon and Al-Alateen Group	

## **Community Resources / Clinical Treatment**

Sex abuse crisis counseling	Sex offender treatment
Multi-Systemic Therapy (MST)	Triple P (Positive Parenting Program)
Pinnacle Family Services	Solutions Community Support
VAYA Managed Care Organization (MCO)	

## **Other Residential Programs**

Therapeutic Foster Care	Residential Treatment Services of Alamance
Job Corps	Wright School
Whitaker School	Tarheel Challenge Academy

## **Community Resources available but difficult to access**

Substance Abuse Residential Treatment

### **Part III. Summary of Gaps and Barriers in the Continuum of Services**

#### **Gaps of Services (needed not available)**

Day Reporting Center	Clinical Day Treatment
----------------------	------------------------

#### **Barriers to JCPC Programs and other Community Programs**

Building Futures Youth Program	Therapeutic Foster Care
Intensive In-Home Family Preservation (Latino)	Dialectical Behavior Therapy Groups
Yiva Juvenile Assessment	Emergency Crisis Placement

### **Part IV. Proposed Priority Services for Funding**

The committee compared the services needed to address the elevated Juvenile Risk Factors and Juvenile Needs with services currently available in the community. Services which are currently available in the community and sufficient to meet the needs of court involved youth or those youth most at risk for court involvement are not considered as a priority for JCPC funding.

**The Committee proposes that the following services be approved as the funding priorities for FY 26-27:**

1. Restitution / Community Service
2. Teen Court including Sentencing and Responsive Circles
3. Interpersonal Skill Building
4. Substance Abuse Counseling
5. Mediation / Conflict Resolution program
6. Home Based Family Counseling
7. Individual/Group/Mixed Counseling
8. Mentoring Services
9. Vocational Skills
10. Tutoring / Academic Enhancement

# YASI Full Assessment Data

287

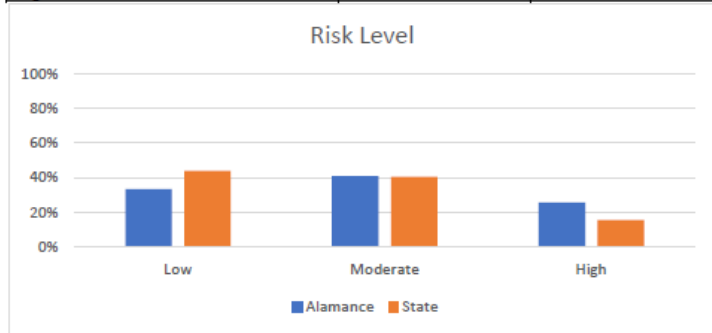
Assessed Juveniles

Alamance

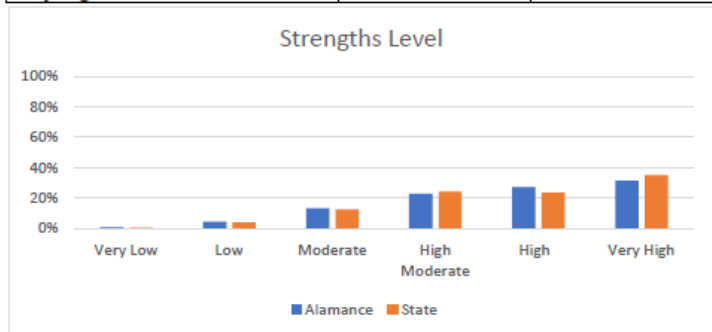
County

## RISK/NEEDS/STRENGTHS LEVEL

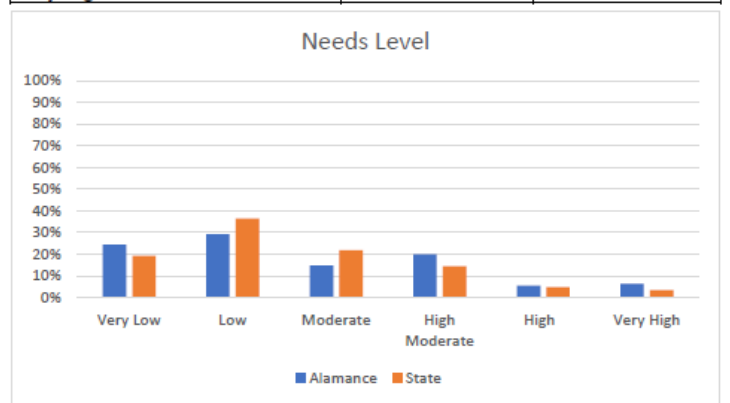
Risk Level	Alamance	State
Low	33%	44%
Moderate	41%	41%
High	26%	15%



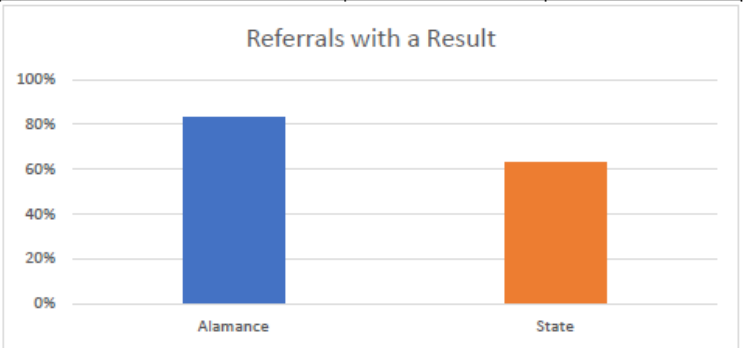
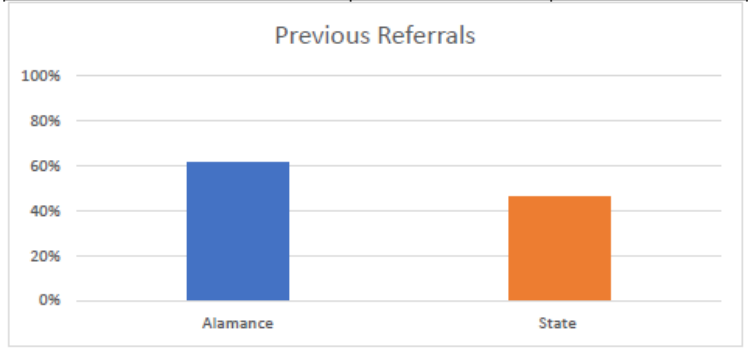
Strengths Level	Alamance	State
Very Low	1%	1%
Low	5%	4%
Moderate	13%	13%
High Moderate	23%	24%
High	27%	23%
Very High	31%	35%



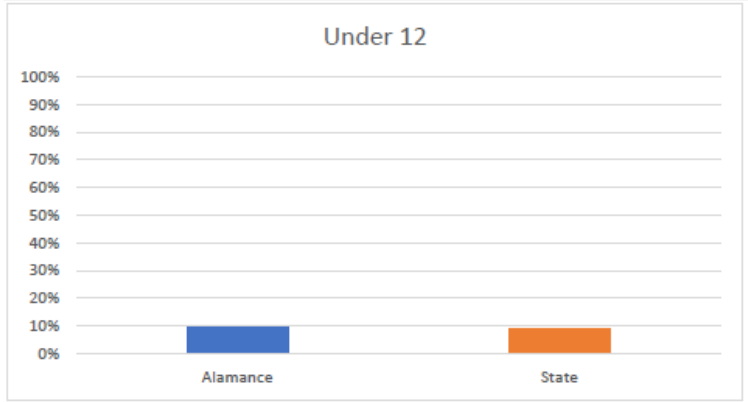
Needs Level	Alamance	State
Very Low	24%	19%
Low	29%	36%
Moderate	15%	22%
High Moderate	20%	14%
High	6%	5%
Very High	6%	3%



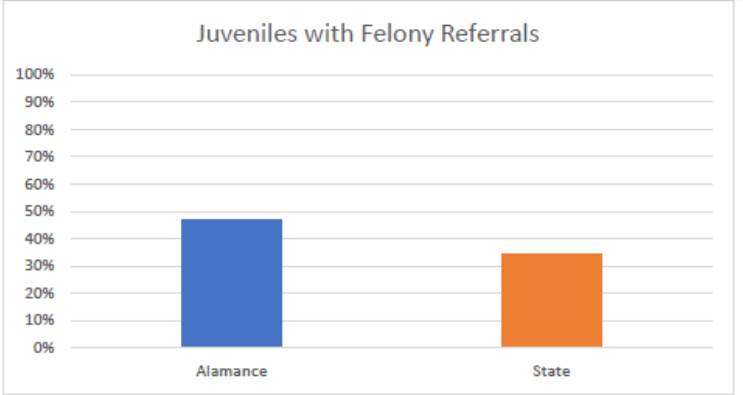
LEGAL HISTORY					
Q1 Previous Delinquent Referrals	Alamance	State	Q3 Number of Referrals w Result	Alamance	State
Previous Referrals	62%	46%	Referrals with a Result	83%	63%



Q2 Age at First Referral	Alamance	State
Under 12	9%	9%

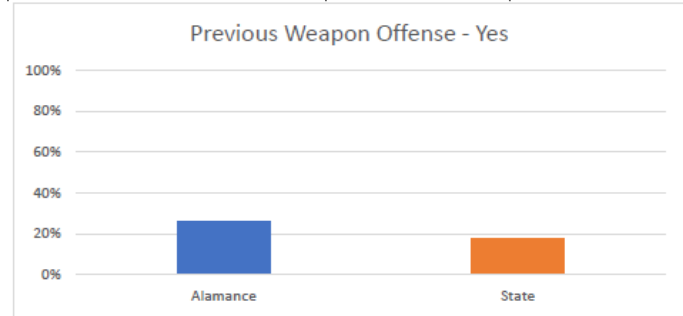


Q4 Felony Referrals to DJJ	Alamance	State
Juveniles with Felony Referrals	47%	35%



## LEGAL HISTORY

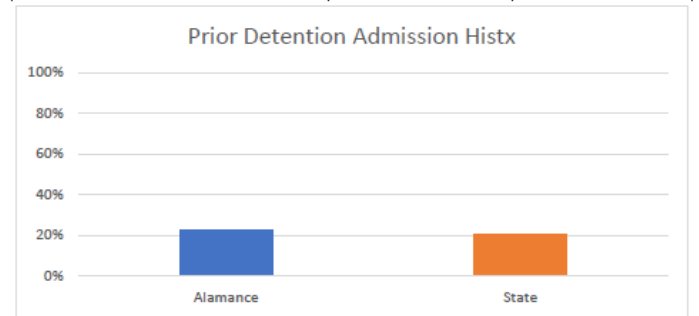
Q6 Weapon Offenses - 1 or more	Alamance	State
Previous Weapon Offense - Yes	26%	18%



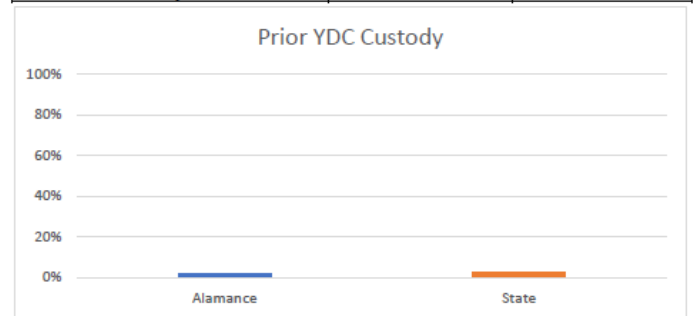
Q7 Person Crimes	Alamance	State
Referrals for Person Crimes	58%	41%



Q10 Detention Admissions	Alamance	State
Prior Detention Admission Histx	23%	20%



Q11 YDC Placement	Alamance	State
Prior YDC Custody	2%	3%



## LEGAL HISTORY

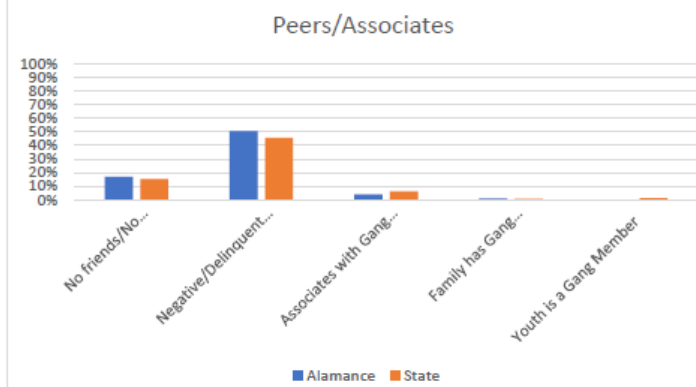




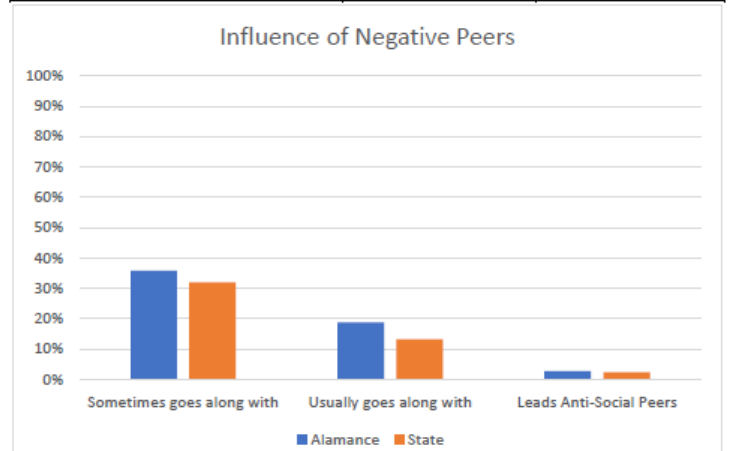


### COMMUNITY & PEERS

Q1 Peers/Associates	Alamance	State
No friends/No Consistent Friends	17%	15%
Negative/Delinquent Influence	51%	46%
Associates with Gang Members	4%	6%
Family has Gang Members	1%	1%
Youth is a Gang Member	0%	1%

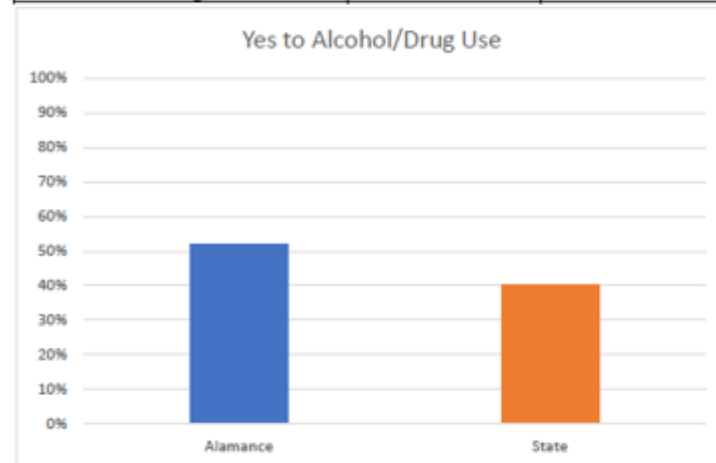


Q6 Negative Peer Associations	Alamance	State
Sometimes goes along with	36%	32%
Usually goes along with	19%	13%
Leads Anti-Social Peers	3%	2%

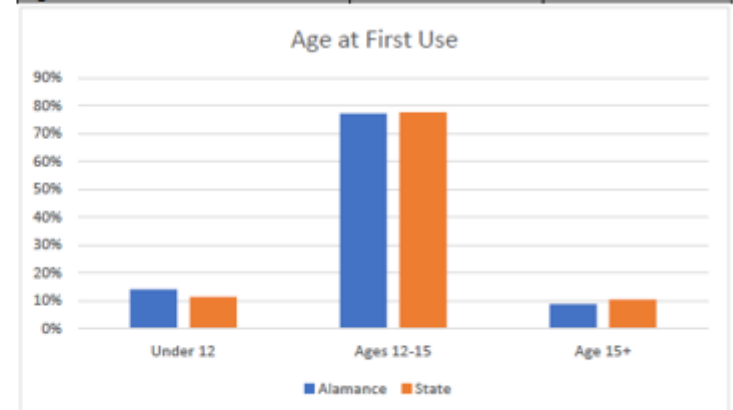


### ALCOHOL/DRUGS - Q1-Q3 dividing by Juveniles with "Yes" to Alcohol/Drugs

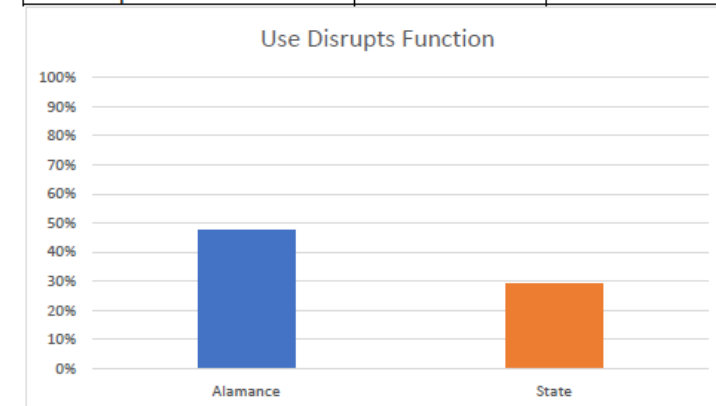
% Reporting Alcohol/Drug Use	Alamance	State
Yes to Alcohol/Drug Use	52%	40%



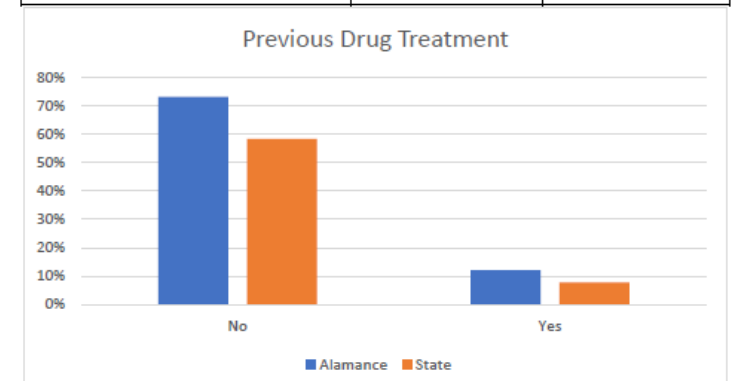
Q1 Age at 1st Use	Alamance	State
Under 12	14%	11%
Ages 12-15	77%	78%
Age 15+	9%	10%



Q1 Alcohol/Drug Use	Alamance	State
Use Disrupts Function	48%	29%

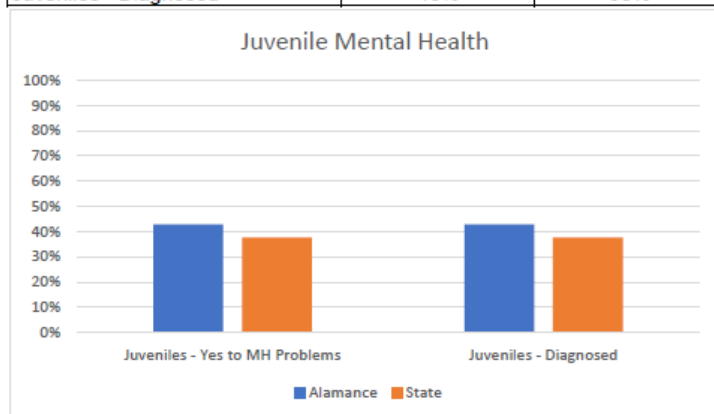


Q3 Previous Alcohol/Drug Treatx	Alamance	State
No	73%	58%
Yes	12%	8%

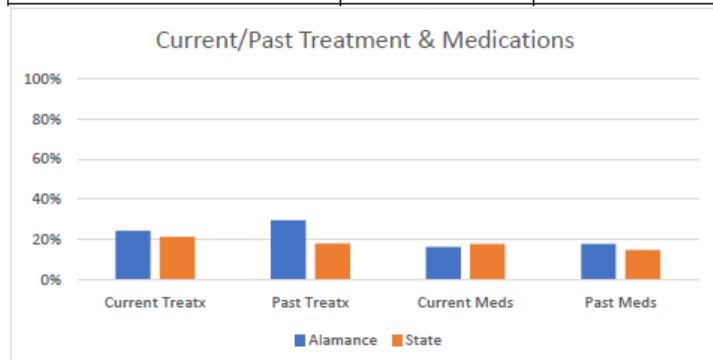


## MENTAL HEALTH

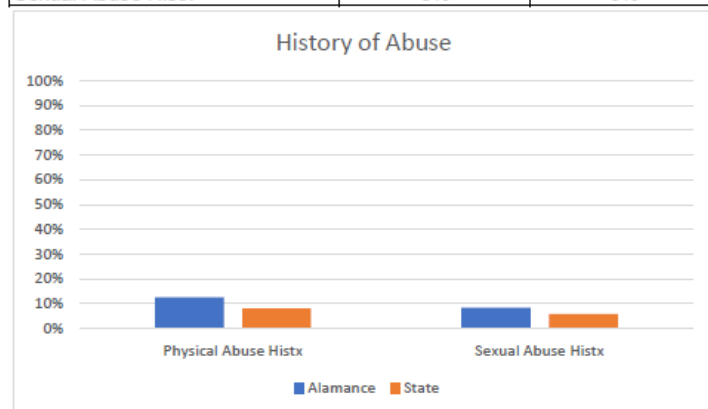
Juvenile-Mental Health Problems	Alamance	State
Juveniles - Yes to MH Problems	43%	38%
Juveniles - Diagnosed	43%	38%



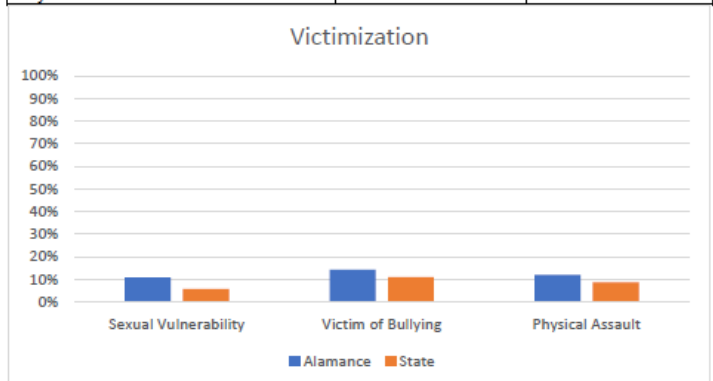
Q1 Current/Past Treatx-Meds	Alamance	State
Current Treatx	24%	21%
Past Treatx	30%	18%
Current Meds	16%	18%
Past Meds	18%	15%



Q5 History of Abuse	Alamance	State
Physical Abuse Histx	13%	8%
Sexual Abuse Histx	8%	6%

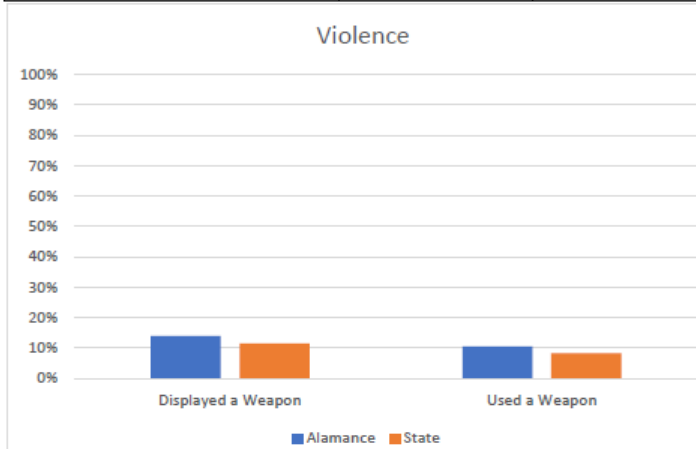


Q6 Victimization History	Alamance	State
Sexual Vulnerability	11%	6%
Victim of Bullying	14%	11%
Physical Assault	12%	9%

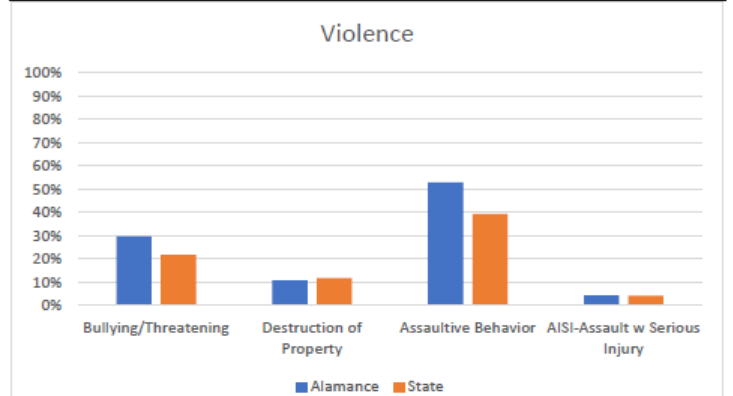


### AGGRESSION

Q1 Violence	Alamance	State
Displayed a Weapon	14%	11%
Used a Weapon	10%	8%

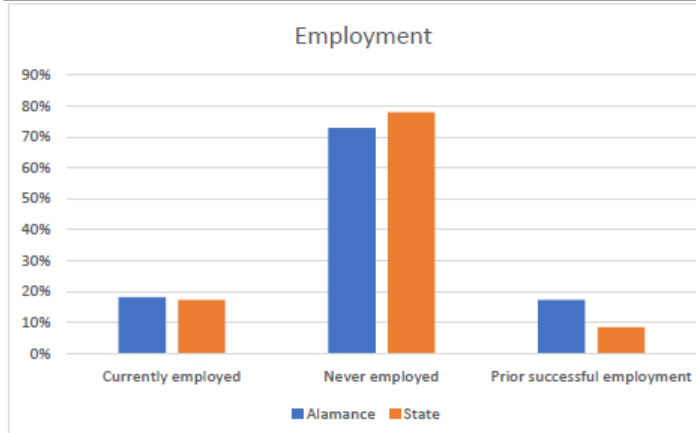


Q1 Violence	Alamance	State
Bullying/Threatening	30%	22%
Destruction of Property	11%	12%
Assaultive Behavior	53%	39%
AIISI-Assault w Serious Injury	5%	4%



### EMPLOYMENT & FREE TIME

Q1 Employment History	Alamance	State
Currently employed	18%	17%
Never employed	73%	78%
Prior successful employment	17%	9%



Q5 & Q6 Free Time	Alamance	State
Yes - One or More Structured	19%	22%
Yes - One or More Unstructured	32%	26%

